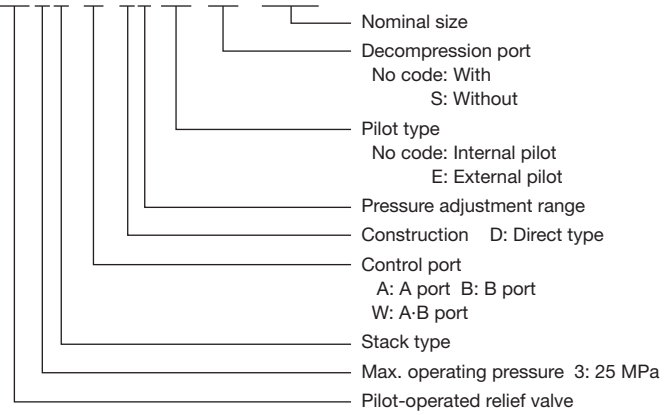


PILOT-OPERATED RELIEF VALVE (HT3H-025B)



Description of the model designation

HT3H-A-D1 (E) (S)-025B



Specifications

Control port	Model	Max. operating pressure (MPa)	Rated flow rate (L/min)	Symbol	Pressure adjustment range (MPa)			
A	HT3H-A-D*-025B	25	1.5		* Symbol 1: 0.7 to 7 2: 3.5 to 14 3: 10.5 to 25			
	HT3H-A-D*S-025B							
	HT3H-A-D*E-025B							
	HT3H-A-D*ES-025B							
B	HT3H-B-D*-025B							
	HT3H-B-D*S-025B							
	HT3H-B-D*E-025B							
	HT3H-B-D*ES-025B							
A·B	HT3H-W-D**-025B							Refer to the following.

A/B port pressure adjustment range

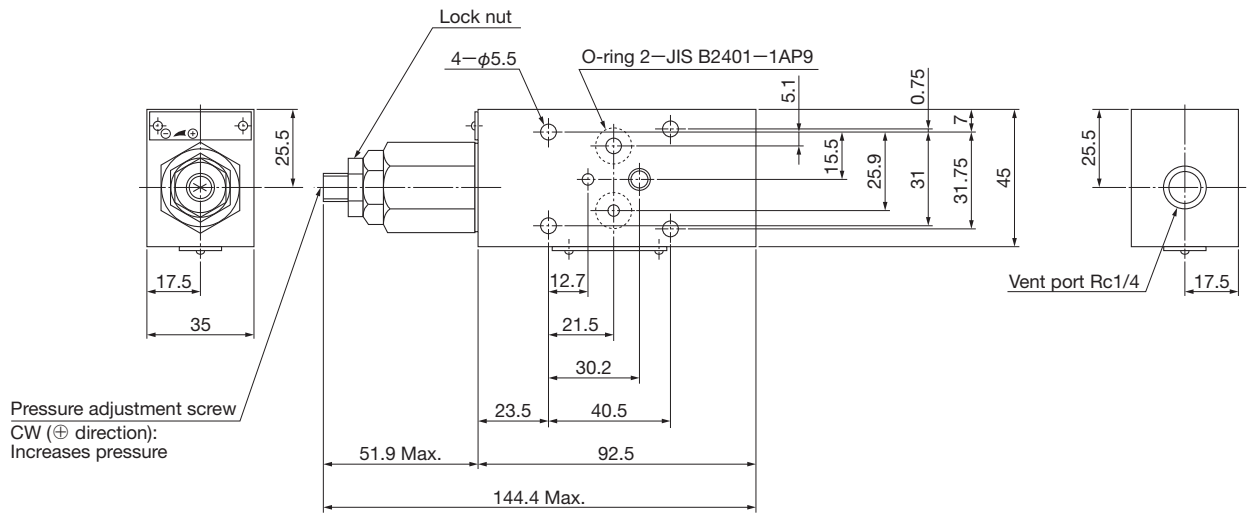
Model	Pressure adjustment range (MPa)	
	A port relief valve	B port relief valve
HT3H-W-D11-025B	0.7 to 7	0.7 to 7
HT3H-W-D12-025B		3.5 to 14
HT3H-W-D13-025B		10.5 to 25
HT3H-W-D22-025B	3.5 to 14	3.5 to 14
HT3H-W-D23-025B		10.5 to 25
HT3H-W-D33-025B	10.5 to 25	

■ Outside dimensions

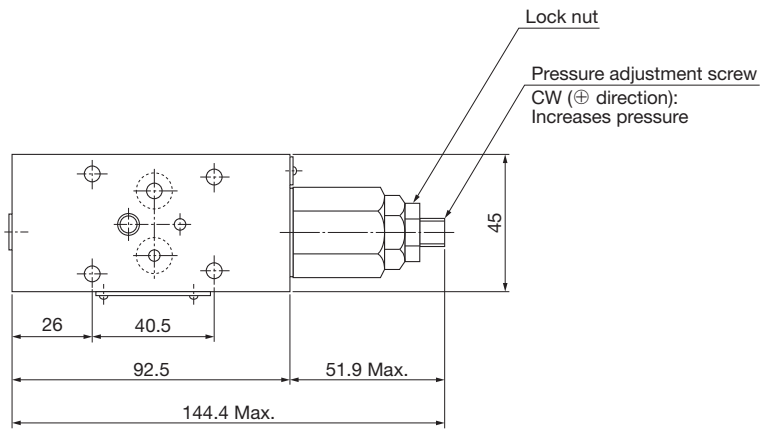
HT3H-A-D*(S)-025B

HT3H-A-D*E(S)-025B

HT3H-B-D*E(S)-025B

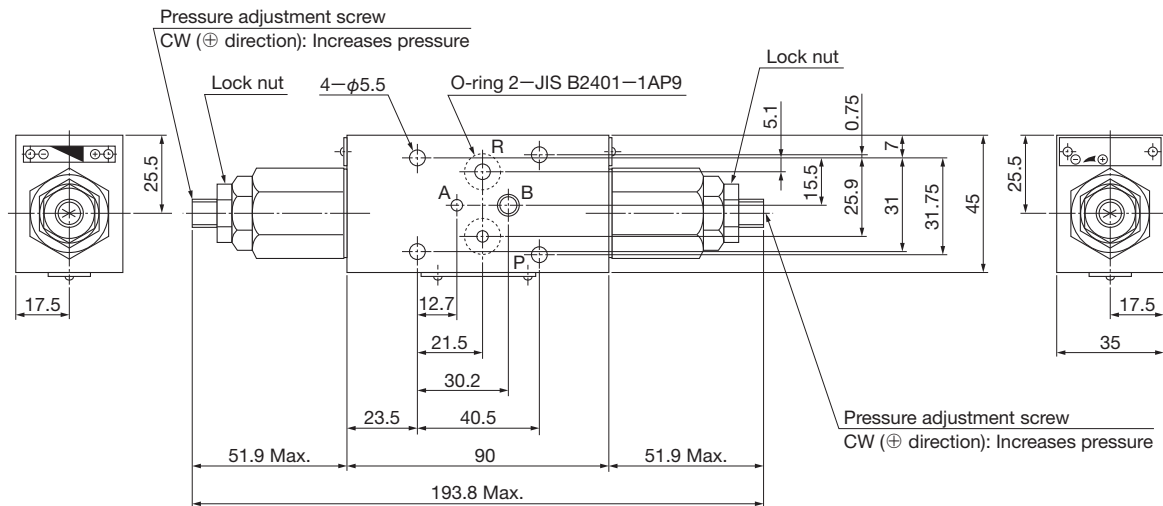


HT3H-B-D*(S)-025B



Mass: 1.14kg

HT3H-W-D*-025B



Mass: 1.28kg