


■ Description of the model designation

HR3H-P-B1-025B

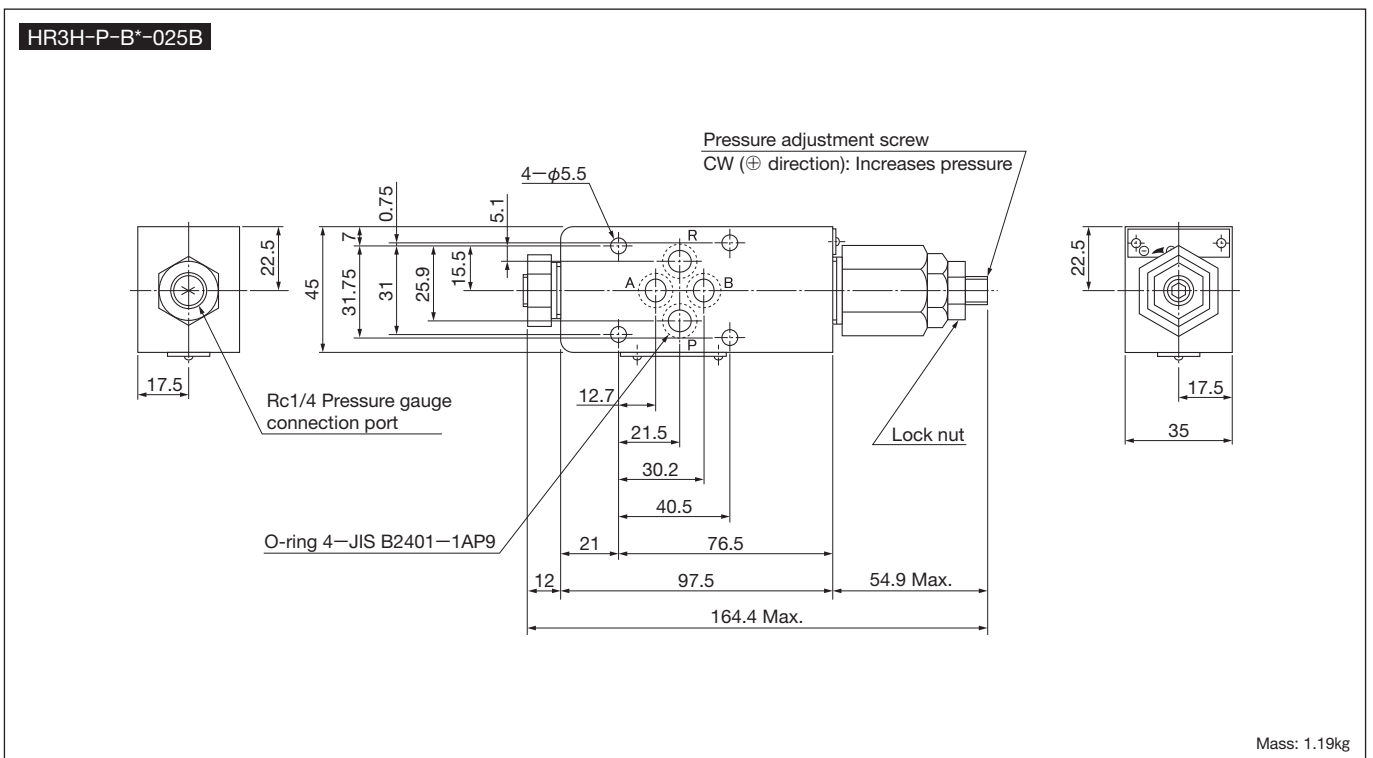


■ Specifications

Control port	Construction	Model	Max. operating pressure (MPa)	Rated flow rate (L/min)	Max. flow rate (L/min)	Symbol	Pressure adjustment range (MPa)
P	Balance Piston Type	HR3H-P-B*-025B	25	20	40		[Balance piston type] Size 025 * symbol 1: 0.7 to 7 2: 3.5 to 14 3: 10.5 to 25
		HR3H-P-B*-03	21	40	80		
		HR3H-P-B*-06		120	190		
A	Direct Type	HR3H-A-D*-025B	25	12 <sup>(NOTE)</sup>	40		[Direct type] Size 025 4: 0.7 to 7 5: 3.5 to 14 6: 10.5 to 25
B		HR3H-A-D*-03	21	12 <sup>(NOTE)</sup>	80		
		HR3H-B-D*-025B	25	12 <sup>(NOTE)</sup>	40		
		HR3H-B-D*-03	21	12 <sup>(NOTE)</sup>	80		

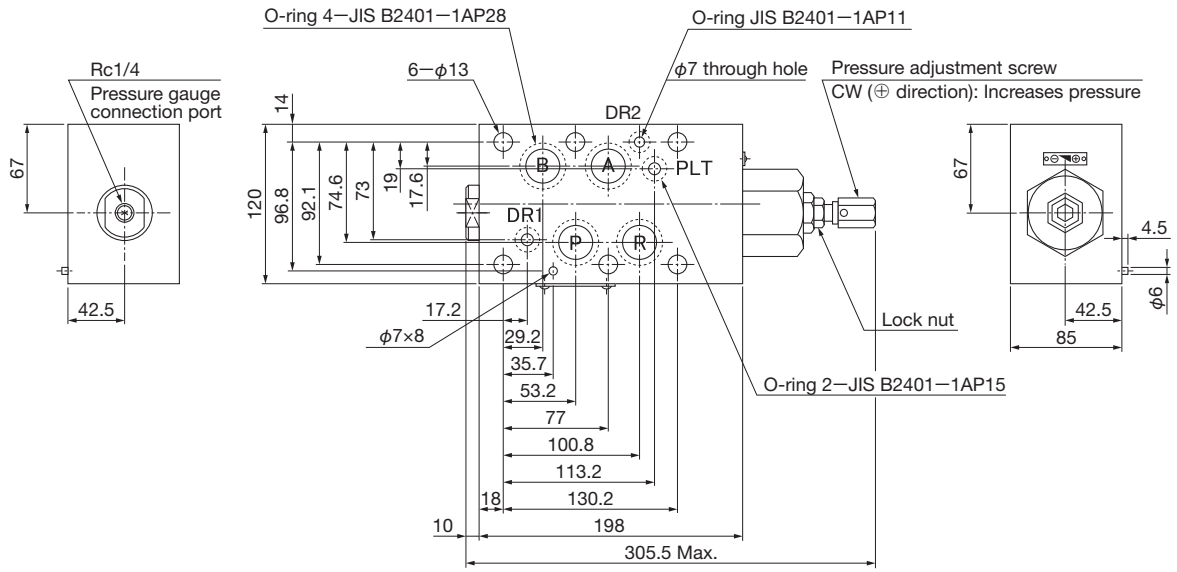
NOTE: The rated flow rate 12 L/min is the recommended relief flow rate.

■ Outside dimensions





HR3H-P-B\*-06



Mass: 13.2kg

D

HY-TEGRA SYSTEM